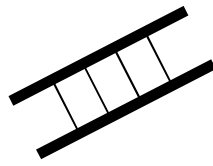



Choo Choo



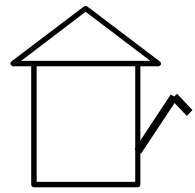
Track



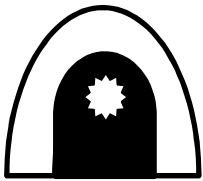
Signal



Crossing




Water



Tunnel




Direction



Choo Choo




Signal



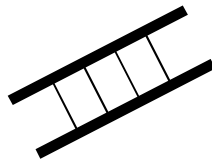
Crossing



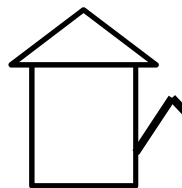
Direction



Choo Choo



Track




Water



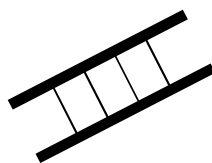
Signal




Signal



Tunnel



Track



Crossing




Direction




Direction



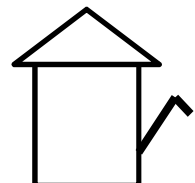
Signal



Crossing



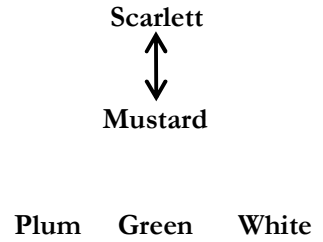
Choo Choo



Water

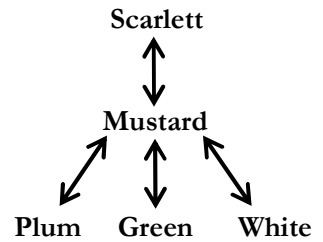
Instructions to Ms. Scarlett:

1. You may **only** communicate with Col. Mustard (directly behind you) and **only by written note using the note cards provided.**
2. You may **not** communicate with any other person.
3. You may **not** talk or get out of your seat.
4. Your task is to discover what symbol you have in common with all others in your group (Col. Mustard, Prof. Plum, Dr. Green, and Mrs. White)
5. Indicate that you have completed your task by standing up.
6. Raise your hand if you have a question.



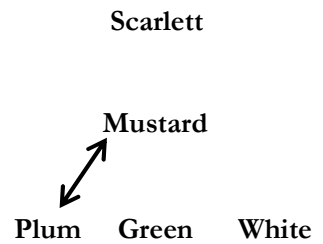
Instructions to Col. Mustard:

1. You may communicate with Ms. Scarlett (in front of you) and **individually** with Prof. Plum, Dr. Green, and Mrs. White (behind you).
2. You may **only** communicate **by written note using the note cards provided.**
3. You may **not** talk or get out of your seat.
4. Raise your hand if you have a question.



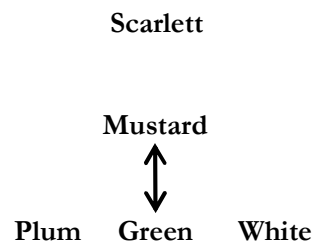
Instructions to Prof. Plum:

1. You may communicate with Col. Mustard (in front of you) and **only by written note using the note cards provided.**
2. You may **not** communicate with any other person.
3. You may **not** talk or get out of your seat.
4. Raise your hand if you have a question.



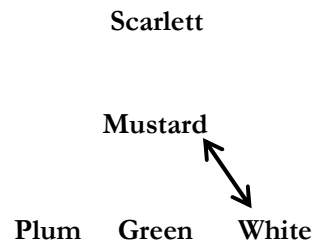
Instructions to Dr. Green:

1. You may communicate with Col. Mustard (in front of you) and **only by written note using the note cards provided.**
2. You may **not** communicate with any other person.
3. You may **not** talk or get out of your seat.
4. Raise your hand if you have a question.



Instructions to Mrs. White:

1. You may communicate with Col. Mustard (in front of you) and **only by written note using the note cards provided.**
2. You may **not** communicate with any other person.
3. You may **not** talk or get out of your seat.
4. Raise your hand if you have a question.



Ms. Scarlett

Colonel Mustard

Professor Plum

Dr. Green

Mrs. White

Ms. Scarlett

Colonel Mustard

Professor Plum

Dr. Green

Mrs. White

Leadership Communications Exercise

- **Print instructions and symbols back to back**
- **Each person's instructions go into an envelope with their name on it along with 7 3x5 cards**

Place Envelopes on Seats as Follows

Scarlet

Mustard

Plum

Green

White

Leadership Exercise Rules Pre-Job Brief

- Everyone needs to have a pen
- Pick a seat and do not open the envelopes
- Each group will have 7 minutes to complete their task
- Stay seated
- Do not turn around or talk
- If you have a question during the exercise, raise your hand.

Facilitators/Observers

Watch For:

- Who's doing most of the work?
- Engagement of the workers
- Frustration of the Leader
- Cheating or bending of the rules
- How much communication was really occurring?

Exercise Debrief

- **Ask the people in the back row if they know what the task is.**
- Who was doing most of the work? Why?
- What assumptions did you make about what was expected of you?
- How did the processes (rules of the game) help or hinder your organization?
- What would you do differently if we did this again?
- Did values (integrity) change as time ran out? What pressure can competition have on one's values?